Etkinlik 1

Varlıkların ismindeki "t" harflerini örnekteki gibi yuvarlak içine alın.



tilki



tavşan



terlik

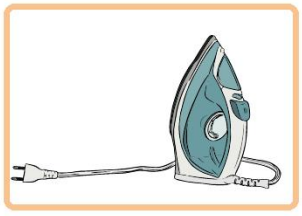

ütü



kanat



taç



salatalık



mont



toka



koltuk



kilit



yumurta

Sorumasyon · Tüm hakları saklıdır. · 2026

Etkinlik 2

"t" harfini kuralına uygun olarak yazın.





t t t t t t t t t t

t t t t t t t t t t

t t t t t t t t t t

t t t t t t t t t t

t

t

t

t

Sorumasyon · Tüm hakları saklıdır. · 2026

Etkinlik 3

"T" harfini kuralına uygun olarak yazın.





T

T

T

T

T

T

T

Sorumasyon · Tüm hakları saklıdır. · 2026

Etkinlik 4

Görseldeki "t" harflerinin bulunduğu bölgeleri maviye boyayın.

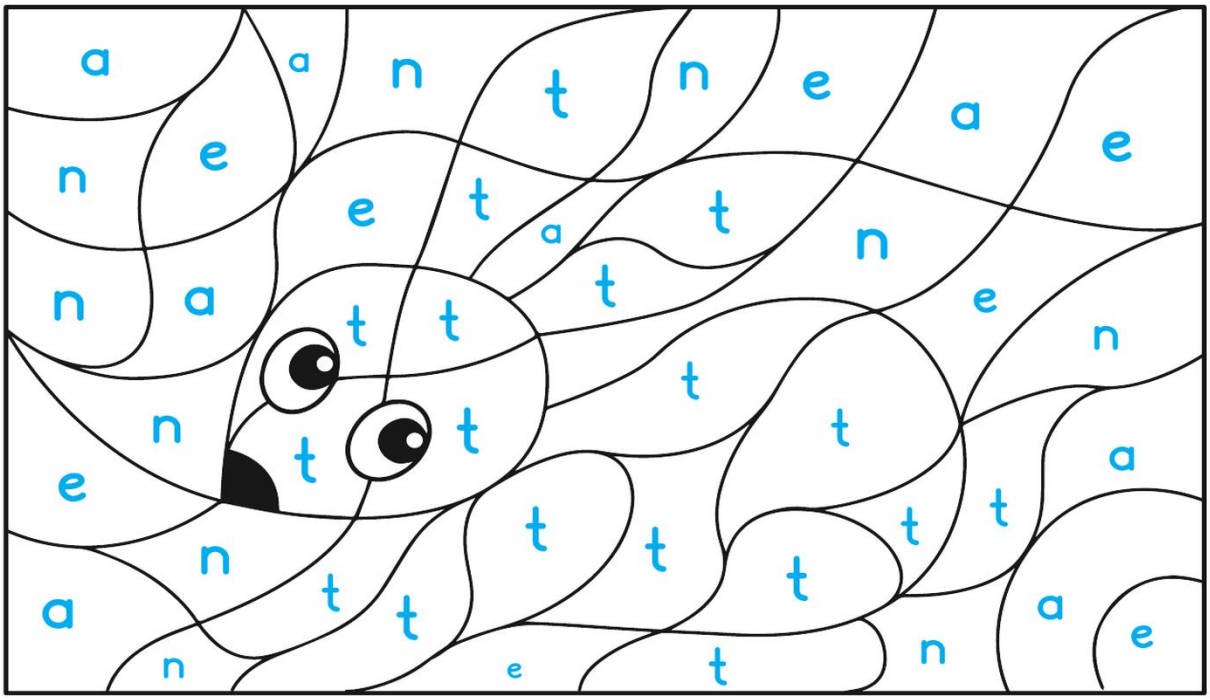

Sorumasyon · Tüm hakları saklıdır. · 2026

Etkinlik 5

"t" harfi ile hece ve kelimeler oluşturun. Oluşturduğunuz hece ve kelimeleri okuyun, yazın.



a t

at at at at at at at at at at

at

t a

ta ta ta ta ta ta ta ta ta ta

ta

e t



et et et et et et et et et et

et

Sorumasyon · Tüm hakları saklıdır. · 2026

t e

te te te te te te te te te te

te

a ta

ata ata ata ata ata ata ata

ata

e te

ete ete ete ete ete ete

ete

ta ne

tane tane tane tane tane tane

tane

Sorumasyon · Tüm hakları saklıdır. · 2026

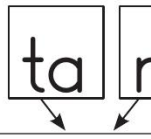

tan tan tan tan tan tan tan

tan

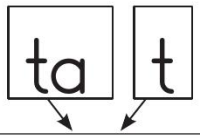

tat tat tat tat tat tat tat

tat

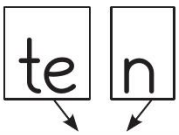

ten ten ten ten ten ten ten

ten

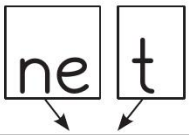

net net net net net net net

net

Sorumasyon · Tüm hakları saklıdır. · 2026

an ten



anten anten anten anten anten

anten

ten te



tente tente tente tente tente

tente

an t

ant ant ant ant ant ant

ant

A ta



Ata Ata Ata Ata Ata

Ata

Sorumasyon · Tüm hakları saklıdır. · 2026