Etkinlik 1

Varlıkların ismindeki "i" harflerini örnekteki gibi yuvarlak içine alın.



biber



inek



silgi



limon



emzik



çilek



iki



tilki

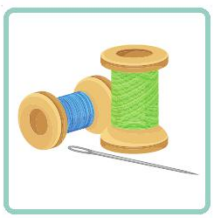

iğne



aile



filozof



çiçek



incir



kedi



ip



bilgisayar

Sorumasyon · Tüm hakları saklıdır. · 2026

Etkinlik 2

"i" harfini kuralına uygun olarak yazın.





i

i

i

i

Sorumasyon · Tüm hakları saklıdır. · 2026

Etkinlik 3

"İ" harfini kuralına uygun olarak yazın.





Sorumasyon · Tüm hakları saklıdır. · 2026

Etkinlik 4

"i–İ" harfini kuralına uygun olarak yazın.

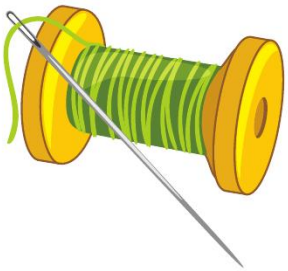

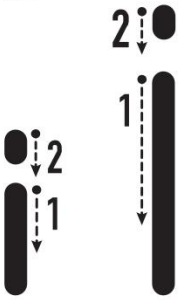

i

i

i

i

Sorumasyon · Tüm hakları saklıdır. · 2026

Etkinlik 5

Görseldeki "i" harflerinin bulunduğu bölgeleri **mora** boyayın.



Sorumasyon · Tüm hakları saklıdır. · 2026

Etkinlik 6

"i" harfi ile hece ve kelimeler oluşturun. Oluş-turduğunuz hece ve kelimeleri okuyun, yazın.

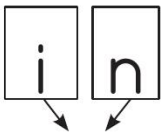

in in in in in in in in in in

in

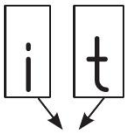

it it it it it it it it it it

it

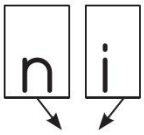

ni ni ni ni ni ni ni ni ni ni

ni

Sorumasyon · Tüm hakları saklıdır. · 2026

t i

ti ti ti ti ti ti ti ti ti ti ti

ti

ni ne



nine nine nine nine nine

nine

a ni

ani ani ani ani ani ani

ani

a it

ait ait ait ait ait ait

ait

Sorumasyon · Tüm hakları saklıdır. · 2026